ASM / ASMP Series

Discrete Surface Mount Foil Resistors
For Low Noise Audio Applications

FEATURES

- Load Life Stability (70°C for 2000 hours): ± 0.01% Max.
- Resistance Range: 10Ω to 125KΩ .
- Tolerance: ± 0.05% to 1.0%
- Operating temperature: -55 °C to 125 °C.
- Maximum Voltage: $\leq\sqrt{\text{Power x Resistance}}$



- Low Current Noise: -40dB.
- Low Voltage Coefficient: <0.1ppm / V
- Non Inductive: <0.08μH
- Terminal Finish: Tin / Lead Alloy.

SPECIFICATIONS

SIZE	RESISTANCE RANGE (Ω)	MAXIMUM POWER at 70 °C (W)	
		ASM	ASMP
0805	10R to 8K	0.100	0.200
1206	10R to 25K	0.150	0.300
1506	10R to 30K	0.200	0.300
2010	10R to 70K	0.300	0.500
2512	10R to 125K	0.400	0.750

POWER DERATING CURVE

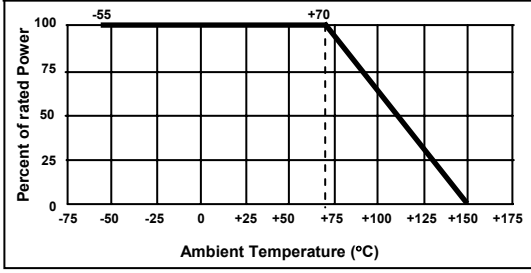

RECOMMENDED MOUNTING

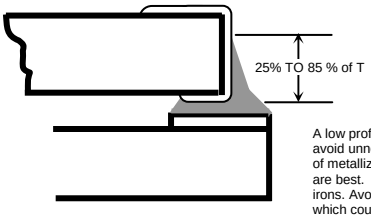

A low profile solder fillet is recommended to avoid unnecessary stresses along top edge of metallization. IR and vapor phase reflow are best. Avoid the use of hand soldering irons. Avoid the use of cleaning agents which could attack epoxy resins, which form part of the resistor construction. Handling should be done with a vacuum pickup tool instead of tweezers

DIMENSIONS AND LAND PATTERN in inches (millimeters)

Bottom View for mounting

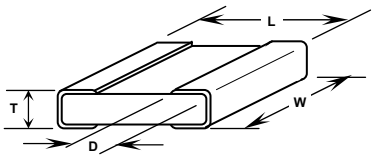

Recommended Land Pattern

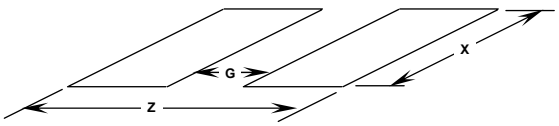

CHIP SIZE	L ±0.005 (0.13)	W ±0.005 (0.13)	THICKNESS MAXIMUM	D ±0.005 (0.13)	Z*** MAXIMUM	G*** MINIMUM	X*** MAXIMUM
0805	0.080 (2.03)	0.050 (1.27)	0.025 (0.64)	0.015 (0.38)	0.122 (3.10)	0.028 (0.70)	0.050 (1.27)
1206	0.126 (3.2)	0.062 (1.57)	0.025 (0.64)	0.020 (0.50)	0.175 (4.40)	0.059 (1.50)	0.071 (1.80)
1506	0.150 (3.81)	0.062 (1.57)	0.025 (0.64)	0.020 (0.50)	0.199 (5.05)	0.083 (2.10)	0.071 (1.80)
2010	0.198 (5.03)	0.097 (2.48)	0.025 (0.64)	0.025 (0.84)	0.247 (6.27)	0.115 (2.92)	0.103 (2.63)
2512	0.249 (6.32)	0.127 (3.22)	0.025 (0.64)	0.032 (0.81)	0.291 (7.40)	0.150 (3.80)	0.127 (3.22)

*** Land pattern Dimensions are per IPC-782

Rev 10/11

Texas Components Corporation 1716 West Sam Houston Parkway North Houston, Texas 77043
Phone:(713)468-3882 Fax: (713)461-2098 www.texascomponents.com
Email: resistorinfo@texascomponents.com

ORDERING INFORMATION

MMMM SSSS VVVVVV T P

Packing

W	Waffle Pack
T	Tape and Reel

Tolerance

Q	0.02%
A	0.05%
B	0.1%
C	0.25%
D	0.5%
F	1.0%

Value

10R000 up to 125K00

Size

0805
1206
1506
2010
2512

Model

ASM
ASMP

Example:

To order ASMP resistors, size 2010, with a resistance value of 1,002.5 ohms, 0.500 watts maximum power, tolerance 0.02%, taped and reeled the ordering information would be:

ASMP20101K0025QT

Texas Components Corporation 1716 West Sam Houston Parkway North Houston, Texas 77043
Phone:(713)468-3882 Fax: (713)461-2098 www.texascomponents.com
Email: resistorinfo@texascomponents.com